


AS Series



LR AS-

型 Model	Voltage
AS-2203	AC220V 3A
AS-2206	AC220V 6A
AS-2210	AC220V 10A
AS-11003	AC110V 3A
AS-11006	AC110V 6A
AS-11010	AC110V 10A

LR AS0-

Model	Voltage
ASO-2203	AC220V 3A
ASO-2206	AC220V 6A
ASO-2210	AC220V 10A
ASO-2215	AC220V 15A
ASO-11003	AC110V 3A
ASO-11006	AC110V 6A
ASO-11010	AC110V 10A
ASO-11015	AC110V 15A

Application:

Street Light, Factory, Garden, Harbor, Airport, Farm, Park, any other place.

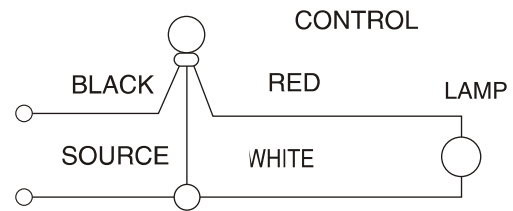
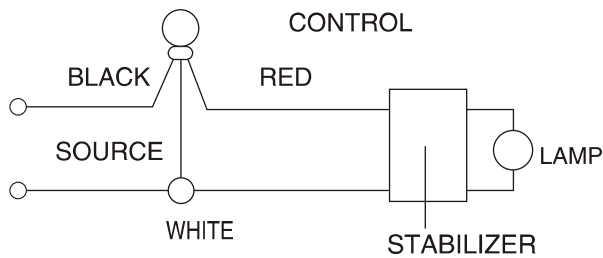
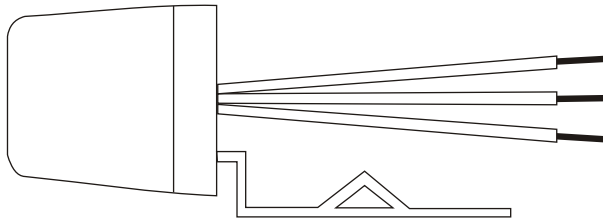
Features:

Compact, reliable lighting controls consist of hermetically sealed CDS photocell and snap action bimetallic relay to insure electrical

Electrical connection:

At using for fluorescent lamp, connect the control unit in the primary side of stabilizer, connect red-lead wire first for safety.

For incandescent lamp, connect black-lead wire and white-lead(common) to power source, red-lead wire and white lead to lamp load.



Installation dimensions

